

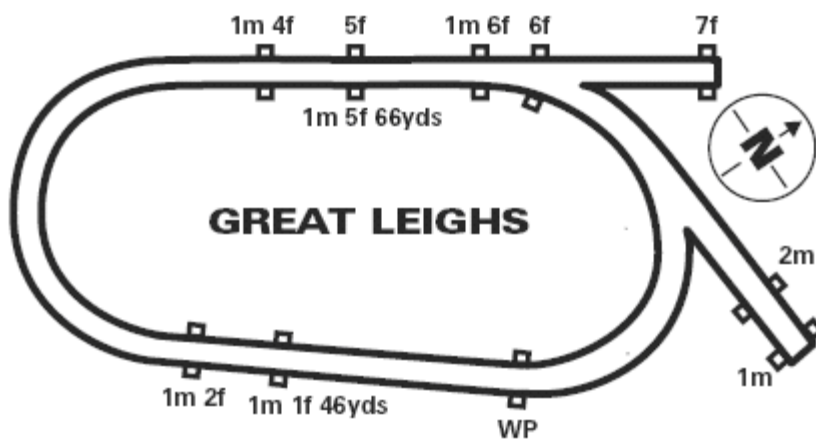
## **ALL WEATHER COURSES**

### **CHELMSFORD**

The Chelmsford City surface is polytrack, and unlike the other polytrack courses is a galloping track and most horses can act on it. There seems to have been a definite bias towards front runners. The draw bias stats include the time when the racecourse was called Great Leighs as the track configuration and surface have not altered.

The first meeting was held under the name Chelmsford City on the 11th January 2015. The jockeys reported that the surface was riding very deep, and visually it appeared that there was a tremendous amount of kickback, meaning it was difficult for horses to come from behind. Time will tell if the surface is going to settle down.

The course is settling down now however the bias towards front runners appears to be even larger and it is very hard to come from behind at Chelmsford.



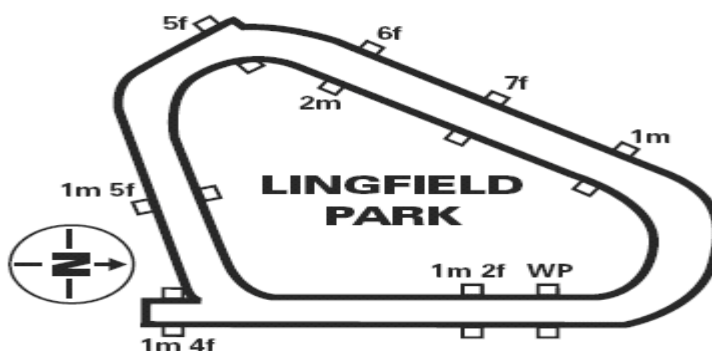
## KEMPTON

Kempton is an all-weather track, it is the only right handed all-weather course in the UK. The surface they use is a polytrack one, although it is felt to be deeper and therefore not as fast as both Lingfield and Wolverhampton . The course is generally a fair track with a cut away in the straight ensuring that there are few hard luck stories. Having said that the 5 furlong and 9 and 10 furlong races have a very short run-in and those distances definitely favour front running horses.




## LINGFIELD

The Lingfield all weather course uses polytrack and the surface is probably the fastest of all the A/W racecourses in the UK. The believe is that front runners cannot win at Lingfield and because of this you often get falsely run races as nobody wants to lead. It is actually possible to win from the front if a horse gets given a soft lead. Otherwise the final turn which is preceded by a downhill section appears to act as a kind of slingshot similar to that in cycling, and the lead can change many times in the last furlong as horses shoot from the pack. The turf course is used a lot less often than the A/W course, however a strong bias appears to exist in that the far rail away from the grandstand is a lot quicker than other parts of the course. This fact means that in longer races front runners are favoured as they are able to bag that far rail, and any challengers have to come round them on the slower ground.



## NEWCASTLE

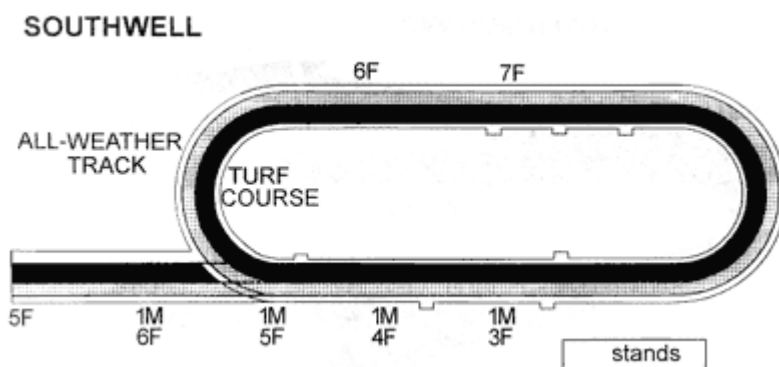
Newcastle is the only All Weather racecourse in the country which has a straight mile. Together with its width this very much means that it is a galloping track. The surface is Tapeta, which is the same as the Chelmsford and Wolverhampton surfaces.



## SOUTHWELL

Southwell is the only course remaining in the UK which still uses Fibresand.

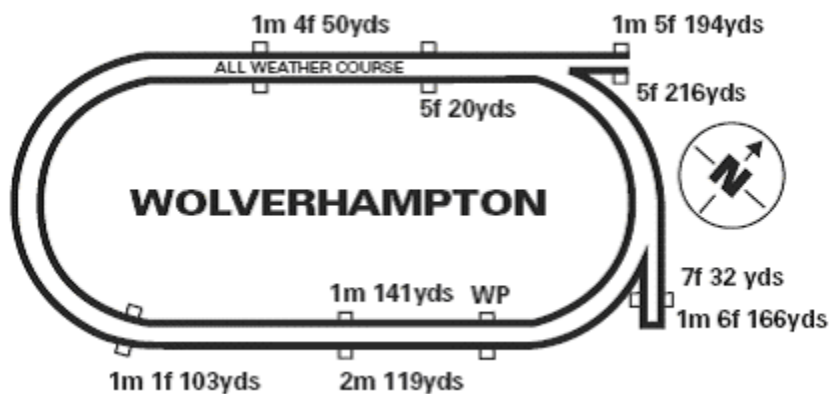
The course favours prominent horses as it is very difficult to accelerate and make up ground, added to the fact that there is significant kick back if you are behind other horses. The nature of Fibresand is that it needs to be harrowed quite deep and this can throw up some strong biases with parts of the track quicker than others. It is felt that the centre of the track is generally quicker than being on the rails in the straight.



## WOLVERHAMPTON

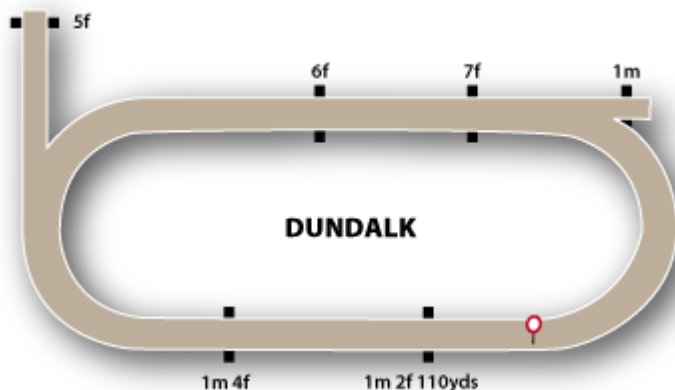
Wolverhampton racecourse is a left handed all-weather course. They have now become the first UK racecourse to use a Tapeta racing surface, with the first meeting on Tapeta being held on the 11th August 2014. It is still early days for Tapeta but it appears to resemble the Fibresand of Southwell, more than the Polytrack of the other all weather courses, with it proving difficult to make up ground from the rear, and also suiting those US dirt sires which are also successful at Southwell.

The course is only a mile all the way round and its oval shape means that it is very similar in configuration to most US racetracks. Wolverhampton is tight with a short straight and like most of the all-weather tracks tends to suit horses that race handy, as it's very difficult to come from a long way behind.



## DUNDALK

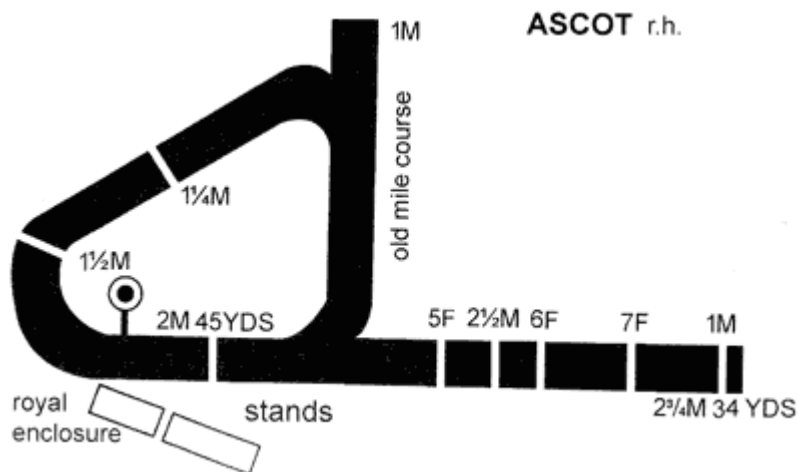
Dundalk is left handed oval of 10 furlongs with a chute start for the 5 furlong races. The racing surface is Polytrack, and being a bit longer than most of the other AW courses, also tends to be a bit fairer, the finishing straight is two and a half furlongs long. As a result there isn't one particular type of running style which is suited by Dundalk. The configuration it most closely resembles is the Southwell AW course.



## TURF COURSES

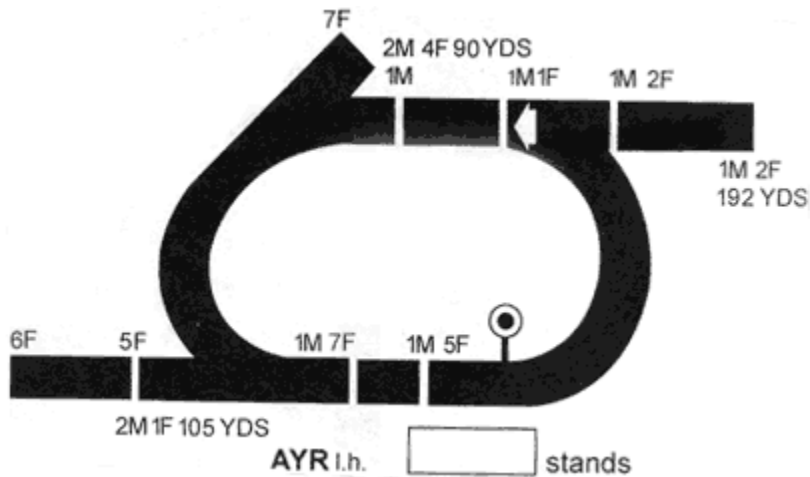
### ASCOT

The Ascot course is a large galloping track of 14 furlongs circumference with a 2.5 Furlong run in. Races shorter than a mile are normally run on the straight course. Nowadays the ground in the straight drains quicker than the rest of the course so going descriptions can vary. The racing surface was re-laid during the redevelopment of 2005, together with the course configuration being altered slightly. Our analysis indicates that this re-configuration has meant that hold up horses have been heavily favoured.



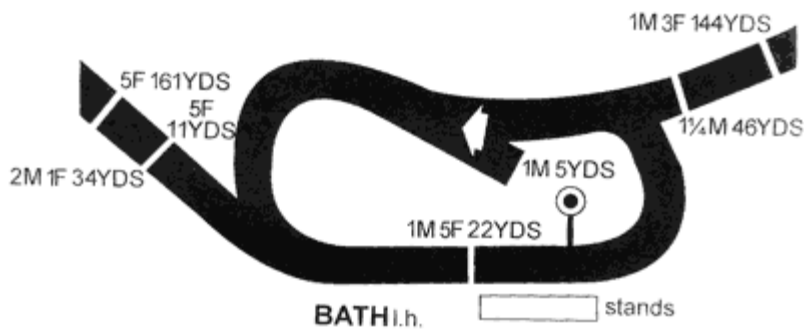
### AYR

Ayr is a left handed course of about a mile and a half, with a straight six furlong course which is very wide, with gentle undulations. The course is generally very fair to any type of horse.



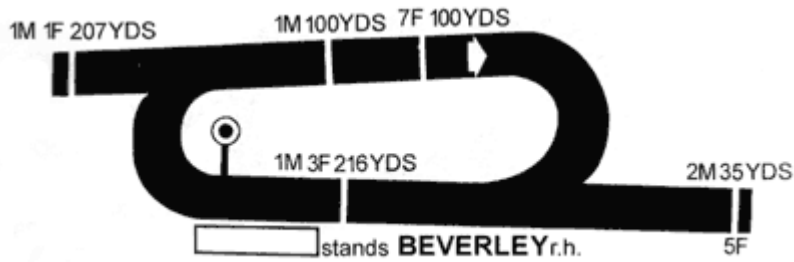
## **BATH**

Bath is the only racecourse not to have watering facilities and therefore the going can get very fast, with a going description of firm not unusual. The run-in is uphill all the way and tends to suit galloping rather than the sharp type of horse.



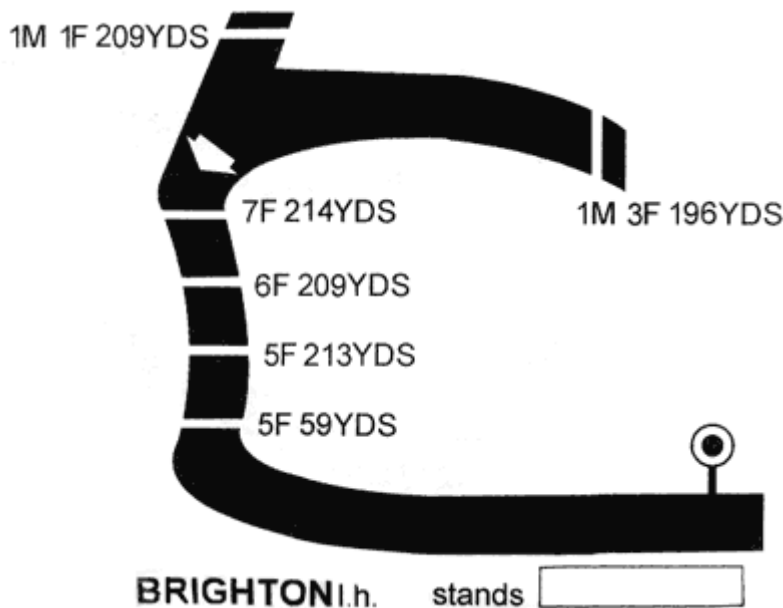
## **BEVERLEY**

The 5 furlong course at Beverley is uphill all the way so definitely takes some getting particularly when its soft. Early season 2 year old races over 5 furlongs can be wars of attrition rather than speedfests. Beverley probably has the most well known draw bias in the country, see the pages to the right for details.



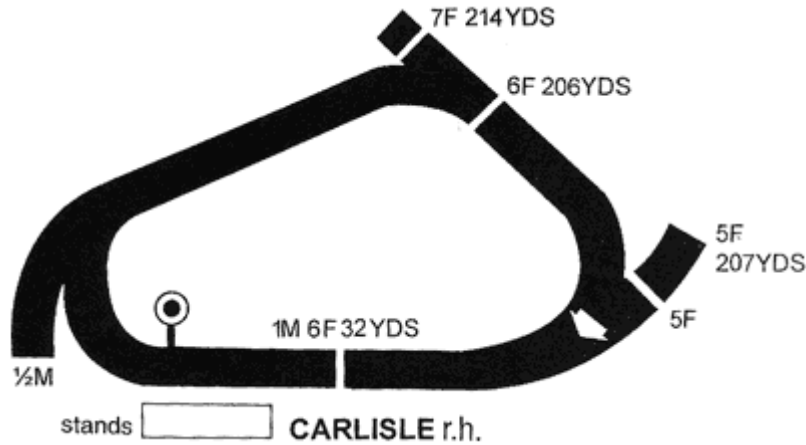
## BRIGHTON

Brighton is a very unusual racecourse, it could be said to be similar to Epsom, but in reality it isn't similar to anywhere. It has left hand dog leg turn where the horses then come down what could be the steepest descent on a racecourse anywhere in the world, before the uphill final furlong. Brighton suits a certain type of horse, the small agile type. If your horse is a big galloping type then Brighton certainly isn't for you. Because of its eccentricities Brighton is very much a course specialists course so I would suggest always looking for horses with previous good form at the track. Course specialism at Brighton applies to Jockeys as well as horses and there is nobody better than Ryan Moore at the course. His father trained on the downs when Ryan was growing up and there is nobody who knows the course better.



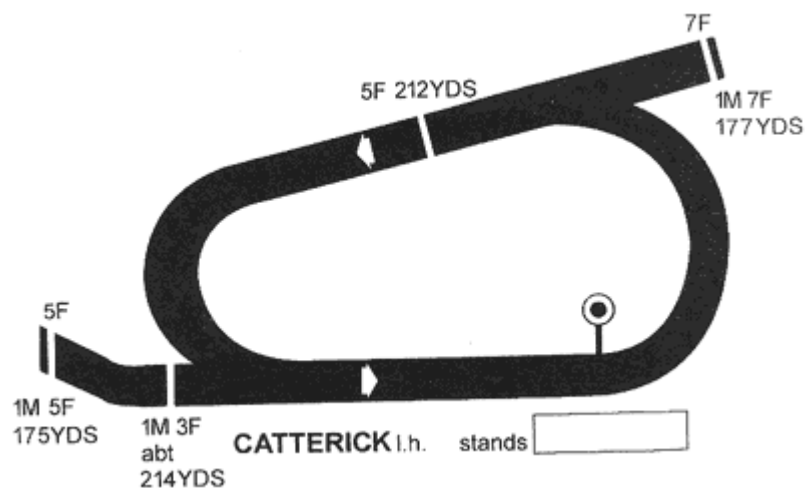
## CARLISLE

Carlisle racecourse is just over a mile and a half in distance with a separate chute for the 5 and 6 furlong courses. The 6 furlong course is level for 2 furlongs, and then rises steeply to the furlong pole after which it is flat. It is what could be called a stiff sprint track.



## CATTERICK

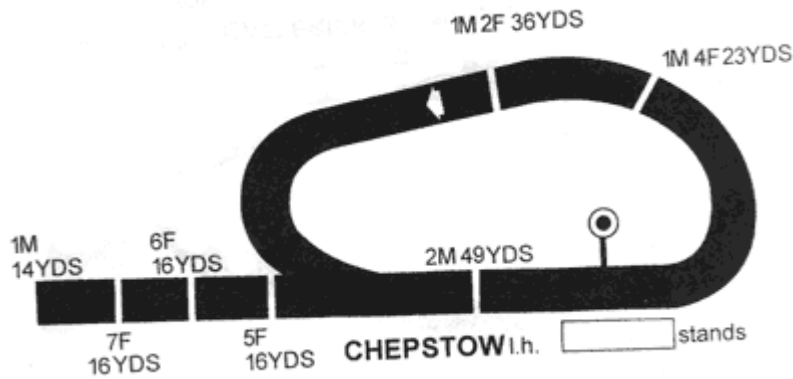
Catterick is a very sharp track, and like Brighton is certainly a racecourse for specialists. The round course is virtually downhill all the way from 7 furlongs out, and the 5 furlong races which start on a separate chute are also downhill all the way with the first furlong being quite an extreme downhill section. The course certainly doesn't suit galloping types and is ideal for the small nimble horse.





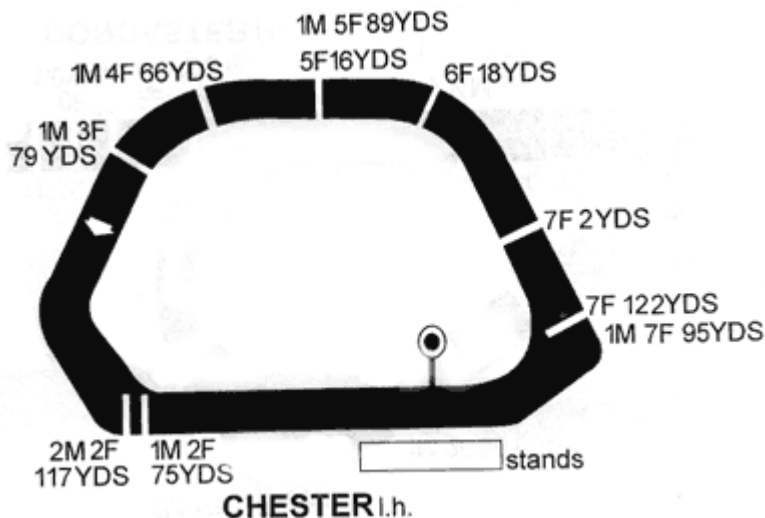
## CHEPSTOW

Chepstow is a specialists track. Its undulations have to be seen in the flesh to be believed and they tend to unbalance the big long striding horse. These undulations appear to favour front running horses at the course, who with a clever jockey on board can change the tempo throughout the race.



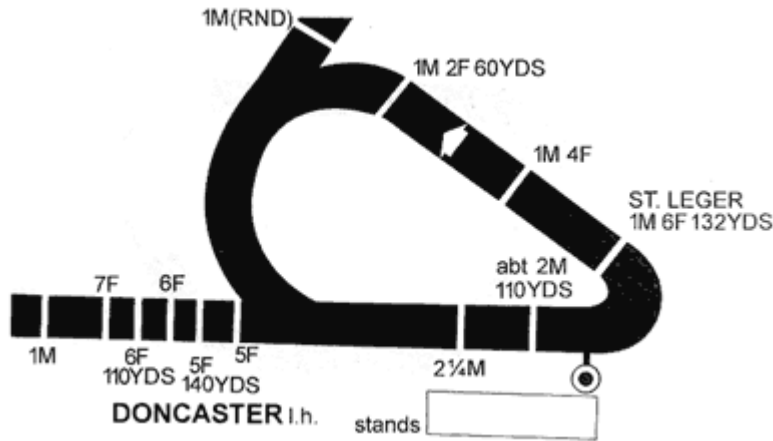
## CHESTER

Chester is the smallest racecourse in the country, being just over a mile round, and horses are on the turn throughout. The tightness coupled with the extremely short run-in mean that unless you have a horse who races prominently you can forget it. Together with Beverley, Chester probably has the most well known draw bias in the country, see the pages to the right for details.



## DONCASTER

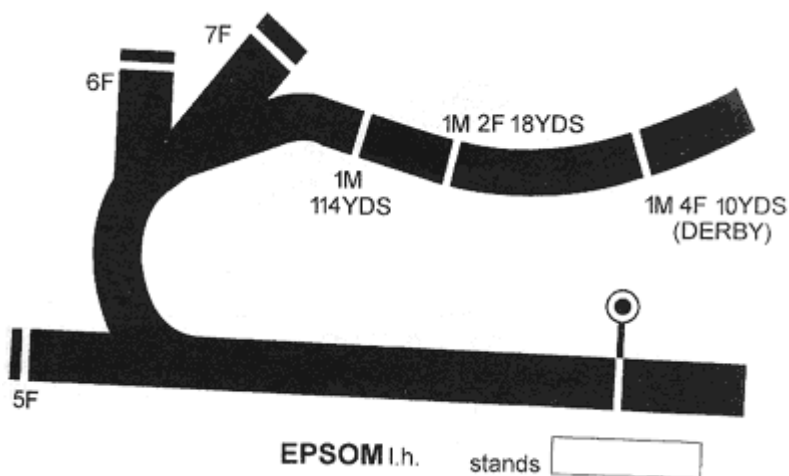
Doncaster Racecourse was redeveloped in 2005, however the racing surface remains virtually the same. It is a large pear shaped course of nearly two miles with a long four and a half furlong straight. There is a perfectly straight mile on which a lot of the races are run. The course is very flat and is probably one of the fairest in the country. It definitely suits a horse that can gallop.



## EPSOM


The Derby course is very up and down. The first half mile being uphill, then sweeping downhill around Tattenham Corner, continuing downhill until a furlong out where the ground rises again. The sprint courses are downhill and are the fastest in the world. The course overall is one of the sharpest in the country and needs a horse with gears. It is thought that the surface is very similar to polytrack and therefore form can be transferred between the all weather and Epsom.

When the ground is soft it is a big advantage to be up against the stand side rail, and to do this you need to be leading coming round Tattenham Corner, therefore for this reason being a front runner is a big advantage when the ground is soft at Epsom.



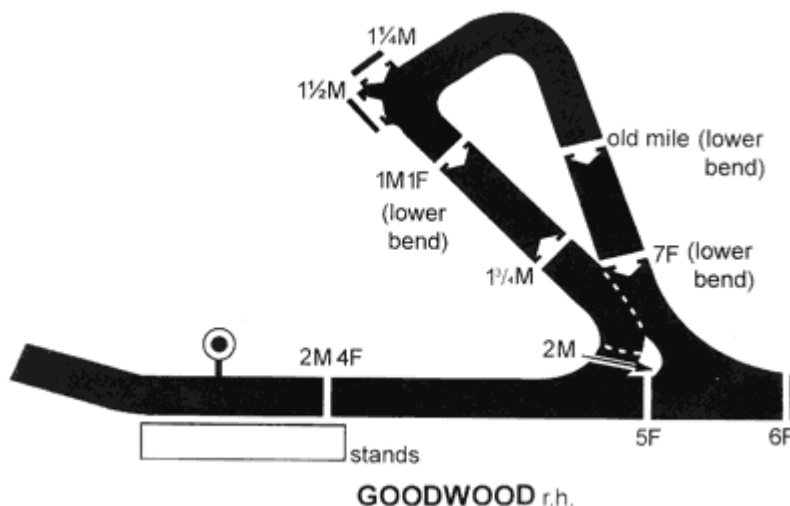
## FFOS LAS

Ffos Las is a left handed course of about a mile and a half, with a straight six furlong course which is very wide, with gentle undulations. The course looks to suit galloping horses, and probably most closely resembles Ayr racecourse in configuration. When the going is good or faster it definitely favours prominent racers, and it is very hard to win with a hold up horse.



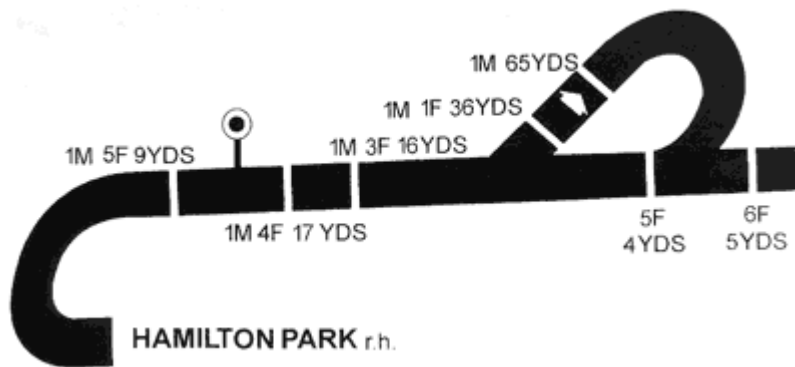
## GOODWOOD

Goodwood racecourse consists of a straight six furlong course which has a slight incline to start but then is all downhill towards the winning post. The 5 furlong course is one of the quickest in the country and races can be lost at the start if you are slowly away. Courses over further distances are uphill to start but then have this downhill finish. The undulations and sharp downhill finish mean that the course is quite sharp and tends to suit the nippy horse rather than the galloper.



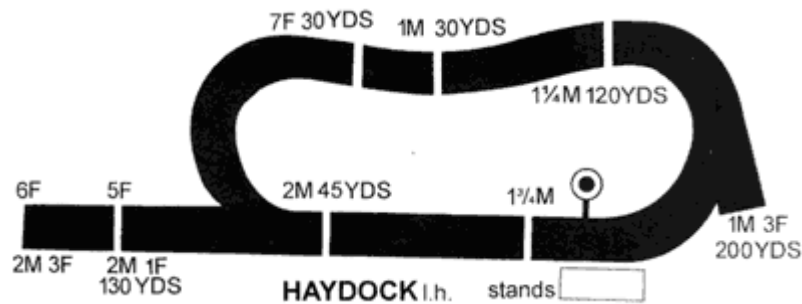
## HAMILTON

Hamilton Park is a very undulating course and this seems to favour front runners, who have an excellent record at this course.



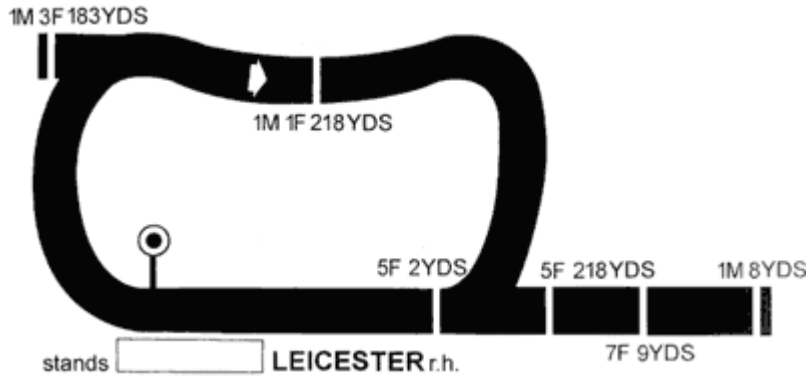
## HAYDOCK

Haydock Park racecourse is an oval course of just over a mile and a half, with a straight six furlong course. The six furlong course is slightly uphill all the way. The course could be described as galloping in nature.



## LEICESTER

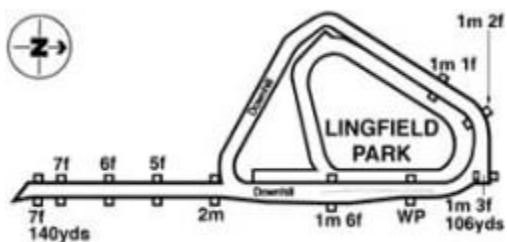
Leicester is a right handed course, with a run-in of about four and a half furlongs, the last couple of furlongs are markedly uphill so it takes a lot of getting particularly when its soft and for some reason it can often get very soft/heavy at Leicester. There is also a straight course on which all races up to 7 furlongs are run.



## LINGFIELD

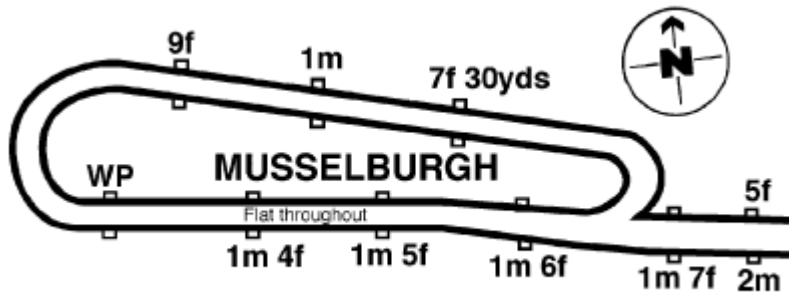
The turf course is used a lot less often than the All Weather course, however a strong bias appears to exist in that the far rail away from the grandstand is a lot quicker than other parts of the course. This fact means that in longer races front runners are favoured as they are able to bag that far rail, and any challengers have to come round them on the slower ground.

The Lingfield turf course is a left handed course of around a mile and a quarter in distance. There is also a straight 7 furlong course. The straight course is very much a course for speed horses. It is steeply downhill for the first 3 furlongs and then still downhill but not quite as steeply for the rest of the straight.



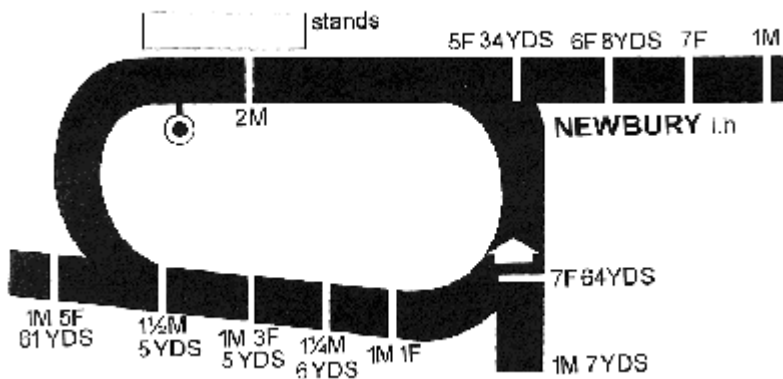
## MUSSELBURGH

Musselburgh is a right handed racecourse of ten furlongs, with a straight five furlong course. It is a relatively flat racecourse but the turns are very sharp and therefore the round course does not suit big galloping horses. Musselburgh also suits horses who like to race handy.



## NEWBURY

Newbury is a very wide racecourse with slight undulations, it's a very fair galloping course. It has a straight course on which all races up to a mile are used.




## NEWCASTLE

[Website www.backforprofit.com](http://www.backforprofit.com) [Twitter www.twitter.com/backforprofit](https://twitter.com/backforprofit)

# Back For Profit In-play Horse Racing Trading Academy.

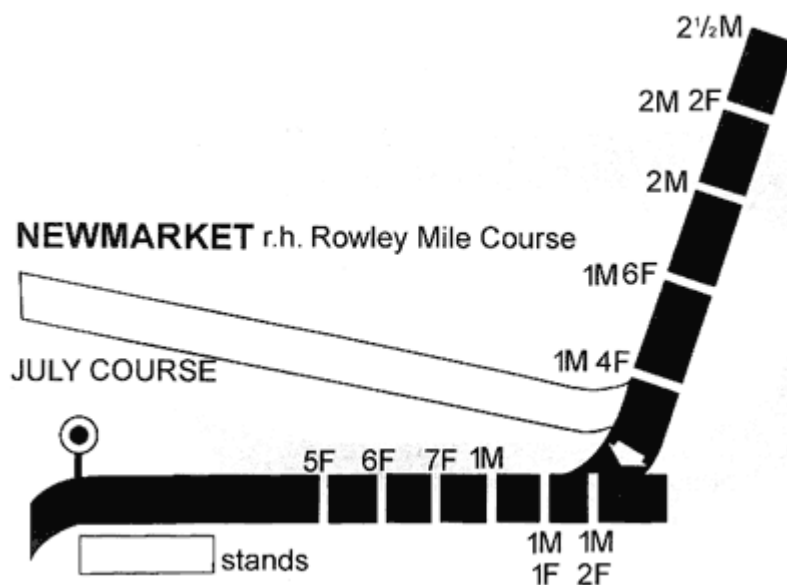
Newcastle is the only All Weather racecourse in the country which has a straight mile. Together with its width this very much means that it is a galloping track. The surface is Tapeta, which is the same as the Chelmsford and Wolverhampton surfaces.



## NEWMARKET JULY

There aren't any great biases on this course although if horses get a soft lead races can often be stolen from the front. The July course actually ranks 6 out of 37 of all the UK courses for front runners. In other words it definitely favours horses that lead.

Also when they use the nearside course at Newmarket their is a strip of ground closest to the rail which is thought to be faster.



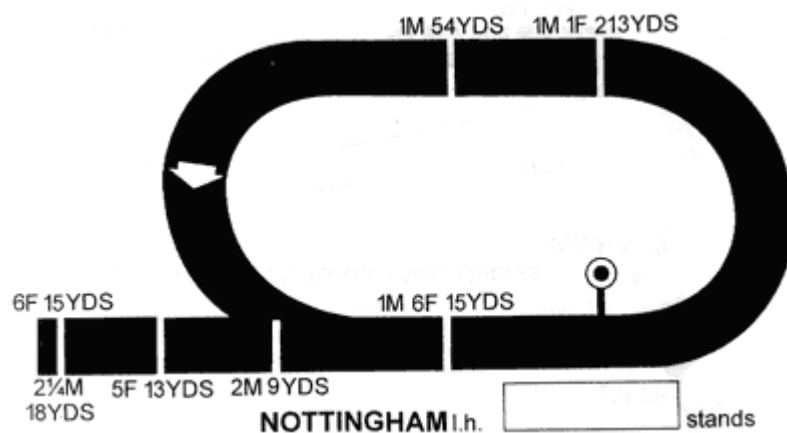
## NEWMARKET ROWLEY MILE

The Rowley Mile course is massively wide and due to the amount of racing on it the rails are constantly moved and different parts of it used, so it is difficult to be conclusive about any overall biases which exist. You need to watch the earlier races on the same day. The course is a straight course with a slightly inclined finish so if horses go off to fast in the 5 or 6 furlong races then they don't get home.

## NOTTINGHAM

Nottingham is very flat course with a run in of about four and a half furlongs, there is also a straight 6 furlong course. The final turn is quite sharp, but the length of the straight means that a galloping horse has plenty of time to recover and take control. Overall Nottingham is a very fair racecourse. The rails were moved for the 2009 season in respect of the turns, so we will see what effect that has.

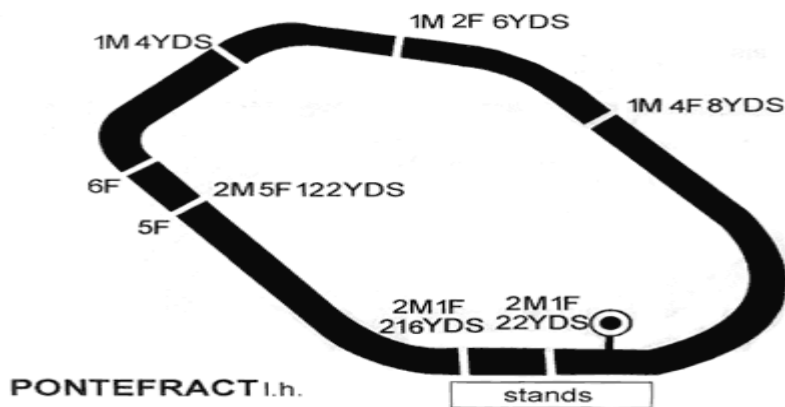
**Update:** There now appears to be a massive advantage to racing next to the standside rail, which was epitomised when Baby Queen made all over 5 furlongs from stall 17 of 17 at 33-1 in May, we will watch to see if this bias persists.





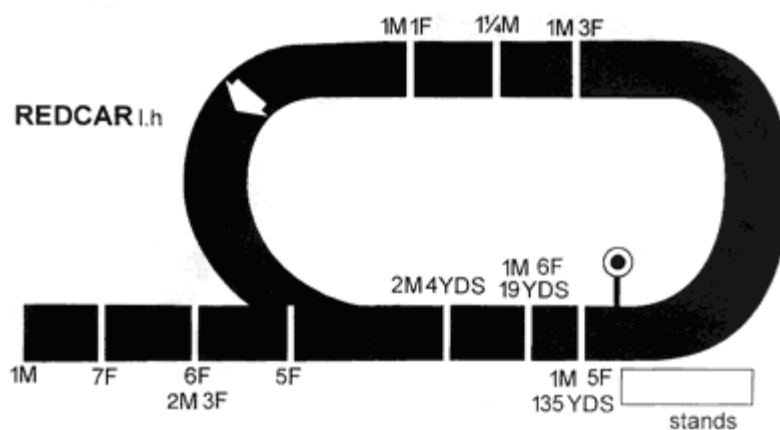
## PONTEFRACT

Pontefract is a two mile left handed course. The last three furlongs are up a steep hill, and this is probably the most testing finish in the country. Overall the course is very undulating and is all about stamina, stamina and more stamina.



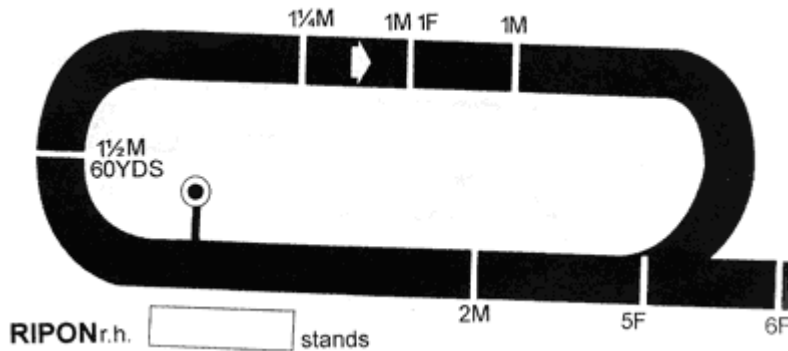
## REDCAR

When they made Redcar racecourse they used a spirit level as the course is perfectly flat. There is a straight mile course and although the bends are quite sharp, the course overall is very fair and galloping horses can definitely prosper.



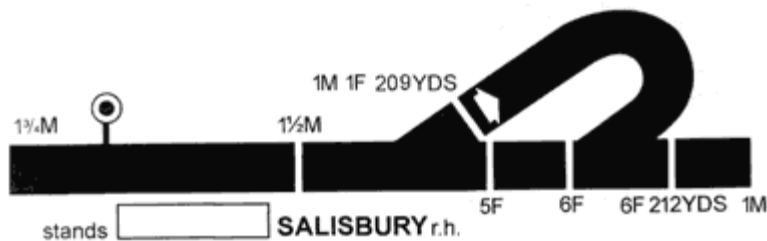
## RIPON

Ripon probably has one of the biggest pace biases in the country as the round course particularly favours front runners, the only problem with this is because it is so well known now everyone wants to lead and a suicidal pace often ensues resulting in easy pickings for the hold up horses. However the fact still remains that if you can identify a single front runner in a race at Ripon bet big.



## SALISBURY

Salisbury is an unusual course with a run in of over seven furlongs, the fact that it is slightly uphill most of the way makes it quite a testing course which favours a big galloping horse.

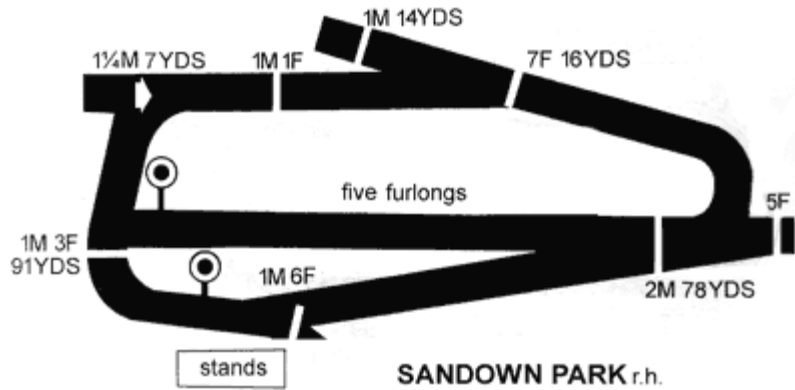


## SANDOWN

Sandown is very much a galloping course with the four furlong run-in being up a steep hill, and therefore you need horses that fully stay the distance to win at Sandown. Sandown also has a

[Website www.backforprofit.com](http://www.backforprofit.com) [Twitter www.twitter.com/backforprofit](https://twitter.com/backforprofit)

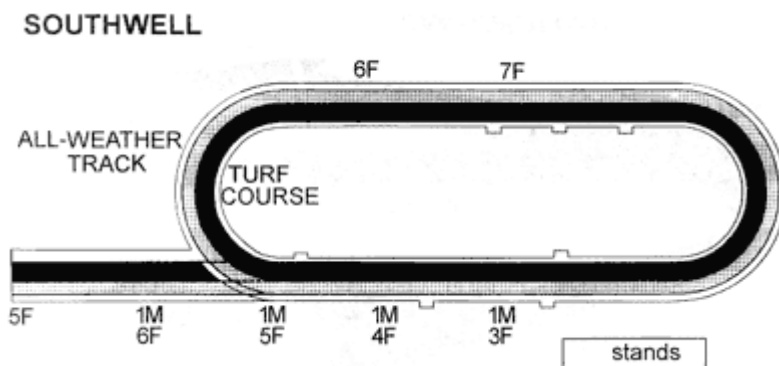
completely separate straight 5 furlong course in the centre of the track, this is uphill all the way and certainly takes some getting. There is often a distinct draw bias on the 5 furlong course, see pages right for details.



## SOUTHWELL

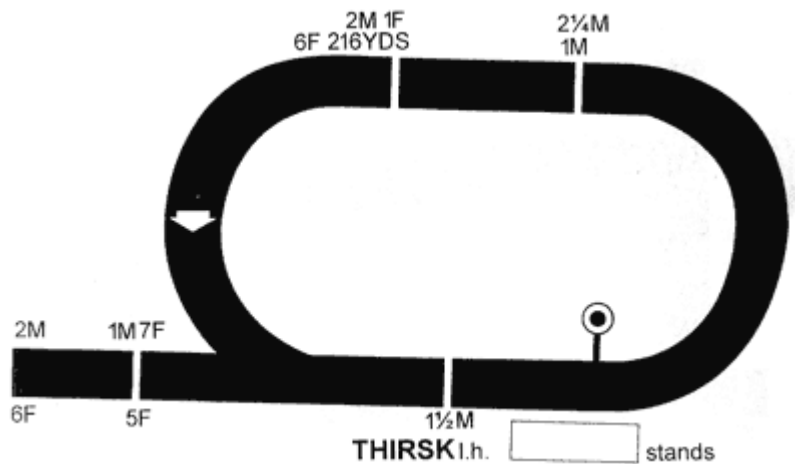
The turf course at Southwell is used for both National Hunt and flat racing. It lies within the all weather track and is consequently one furlong shorter. They only hold one or two flat meetings on the Turf at Southwell.

The course is quite a tight course and therefore tends to favour front runners.



## THIRSK

Thirsk has a round course of about 10 furlongs together with a straight 6 furlong course. The round course is very flat with a 3 furlong run-in but overall is quite sharp. The six furlong course is a bit more undulating although not exceedingly so.



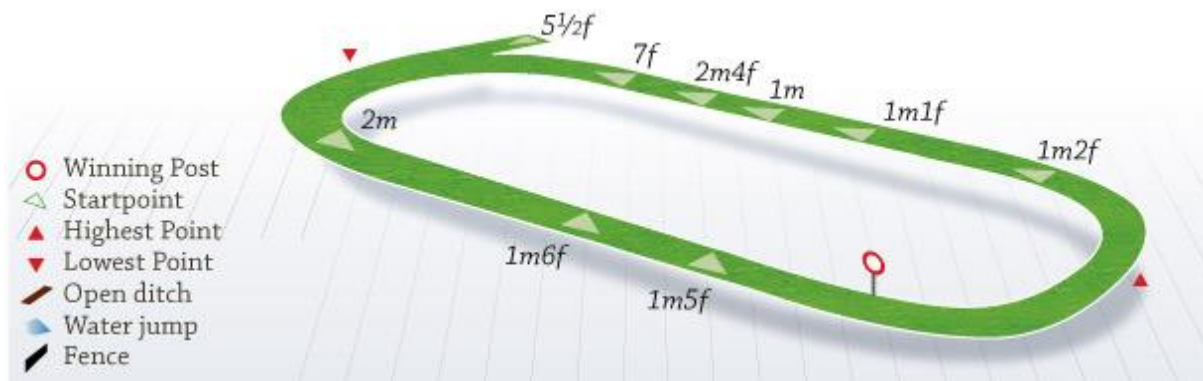
## WARWICK

Warwick is wide left handed course. The five and six furlong courses come round a sharp bend so require early speed and a good draw. Overall the course is one of the sharpest in the country where speed is more important than stamina.



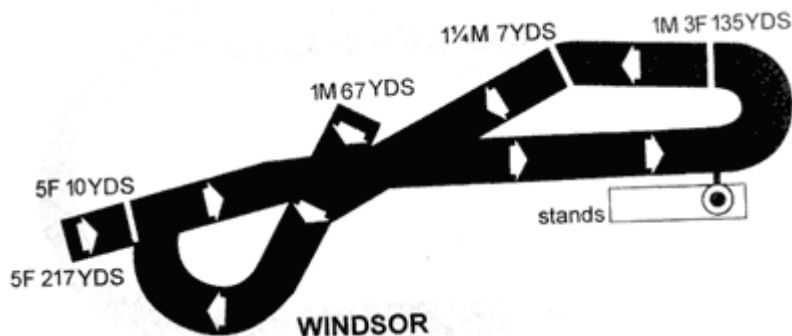
## WETHERBY

Wetherbys flat course is a left handed Oval galloping track of a mile and a half and seems quite similar in configuration to York racecourse, it would not be a surprise then that like York., Wetherby is a very fair course.



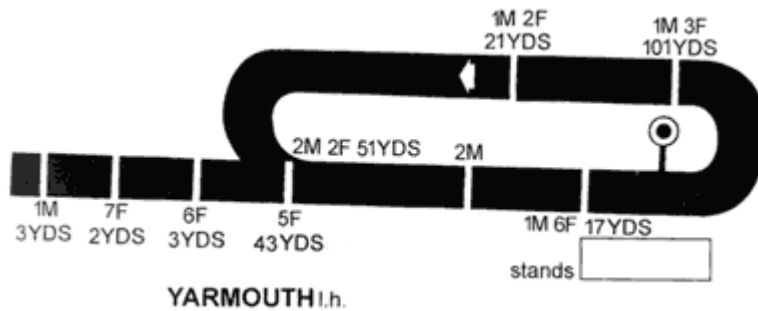
## WINDSOR

The course is laid out in an unusual figure of eight, and so in races of 12 furlongs or more horses have to go both left and right handed. The course is very flat but its configuration means that it is quite sharp and doesn't suit long striding horses



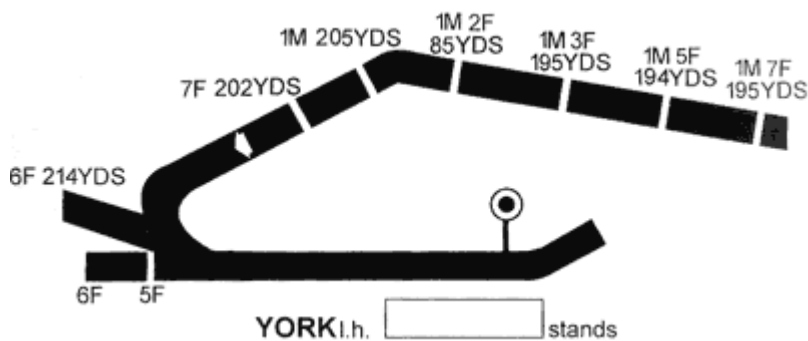
## YARMOUTH

Yarmouth is a very fair course, it is very flat with a run in of five furlongs. There is also a straight mile course. When the going is fast it is very fast due to the chalk make up of the soil



## YORK

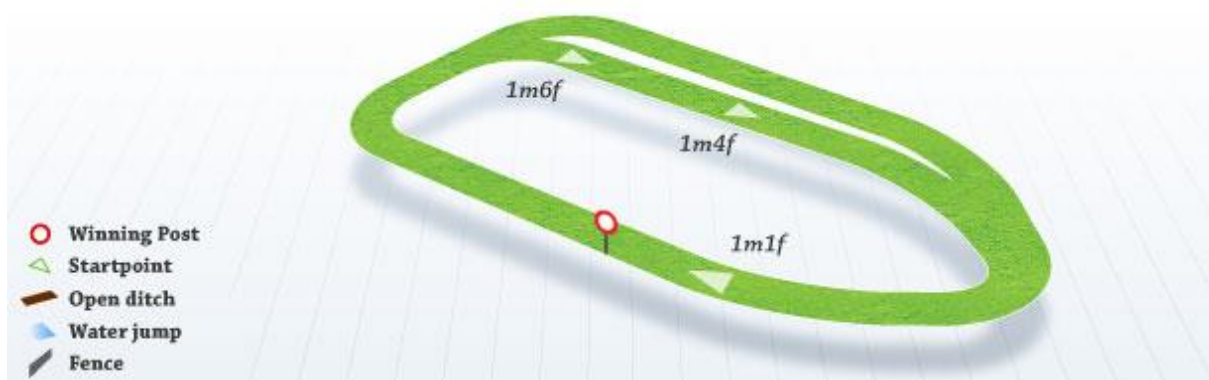
York really is a splendid course with a long run-in sweeping turns and virtually no undulations, making it a galloping horses dream. It is fair to every style of horse. There is also a perfectly flat straight course on which all 5 and 6 furlong races are run. They appear to be pretty fair. However the perception is that there is a bias favouring front runners. However an excellent study carried out by Simon Rowlands dispels this myth, and ranked York as only 36th best out of 37 for front runners, with the long flat straight maybe having something to do with this.



## IRISH COURSES

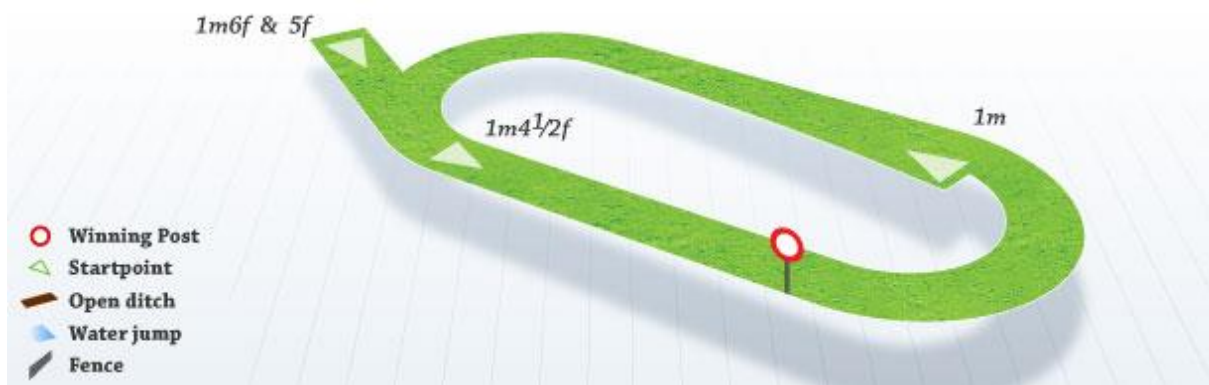
### **BALLINROBE**

Ballinrobe is a right hand fairly sharp track of a mile and a half circumference.



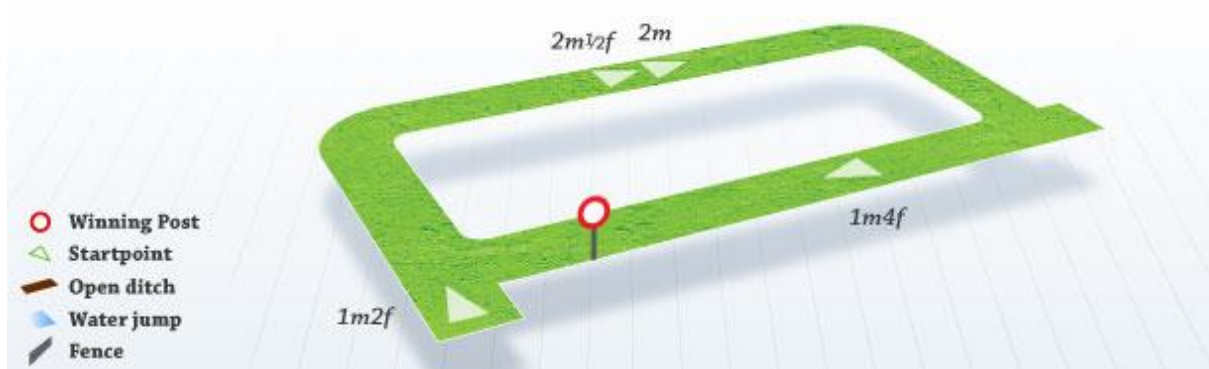
## BELLEWSTOWN

Bellewstown is a sharp, undulating left-handed track of around nine furlongs and, with an uphill finish of around three furlongs, suits the handy, nippy type of horse.



## CLONMEL

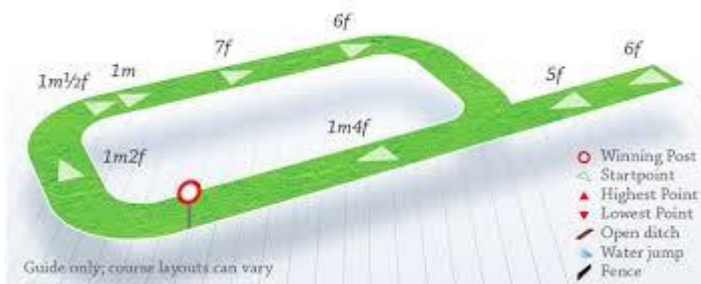
Clonmel is an oval, right-handed track with a circuit of around a mile and a quarter. The first part of the circuit is uphill before a long downhill run to the home straight of a little over two furlongs where the ground is again on the climb.





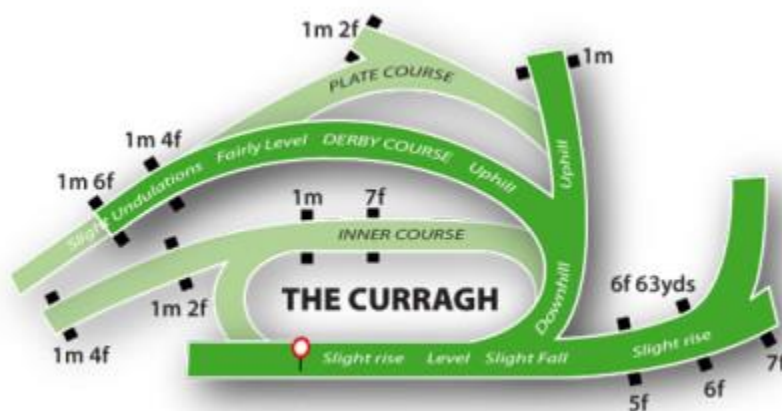
## CORK

Cork is a right-handed, flat, oval track of about one and a half miles. The track is level and galloping in character but favouring no particular type of horse. There is a chute where the straight 5 and 6 furlong races start.



## THE CURRAGH

The Curragh is quite an undulating course, but its long straight and large width very much make it a galloping course. There is a straight course of 7 Furlongs which acts as a chute to the main course. The main course is a right handed horseshoe with a run-in of 3 furlongs, those last 3 furlongs are all slightly uphill making it quite a test for horses.



## DOWNPATRICK

Downpatrick is a narrow, right-handed track with a circuit of around eleven furlongs. This is not a track for a long-striding horse, given the numerous undulations and turns. There is a slight uphill finish.



## DOWN ROYAL

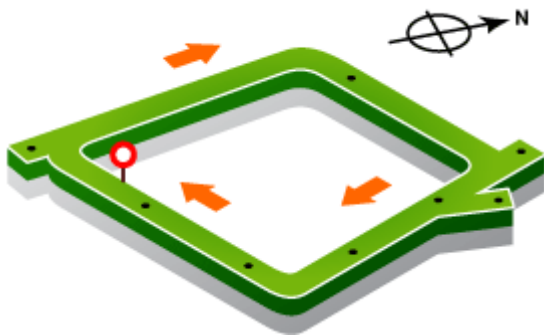
Down Royal is a right-handed, undulating, square-shaped track with a circuit of one mile and seven furlongs. There is a straight 5 furlongs which comes from a chute.



## **FAIRYHOUSE**

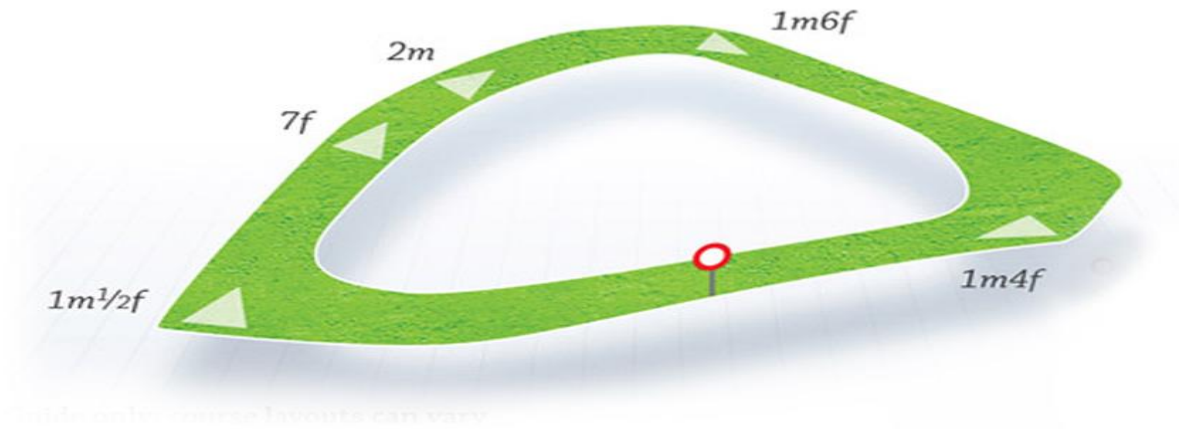
Fairyhouse is a wide, galloping, strangely square right-handed track, a mile and three quarters in extent. There is a steady climb on the side away from the stands before a steady descent in the back straight. The three-furlong home straight is slightly uphill but the track is not a testing one and favours no particular type of horse.

Flat



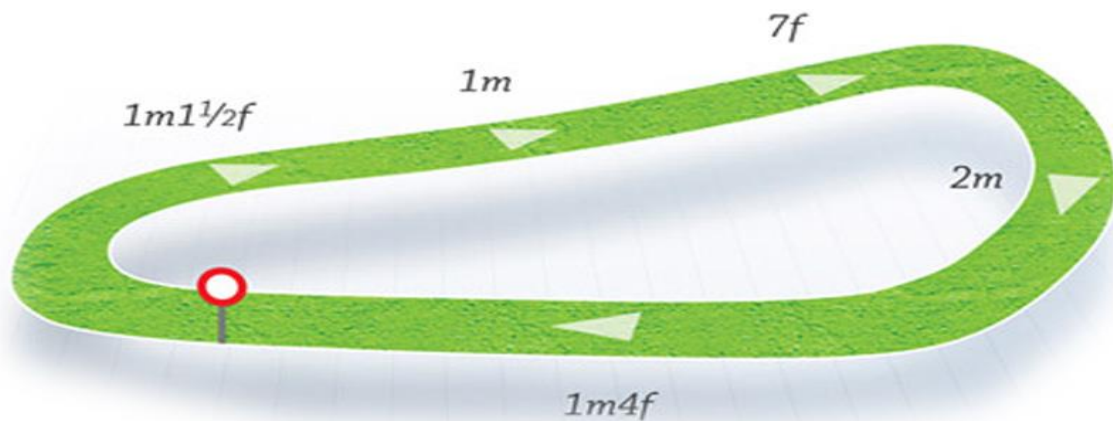
## **GALWAY**

Galway is a right-handed track with a circuit of just over a mile and a quarter. There is a steep incline to the finish, but unless the ground is particularly testing the track is essentially sharp in character, favouring the handy type of horse.



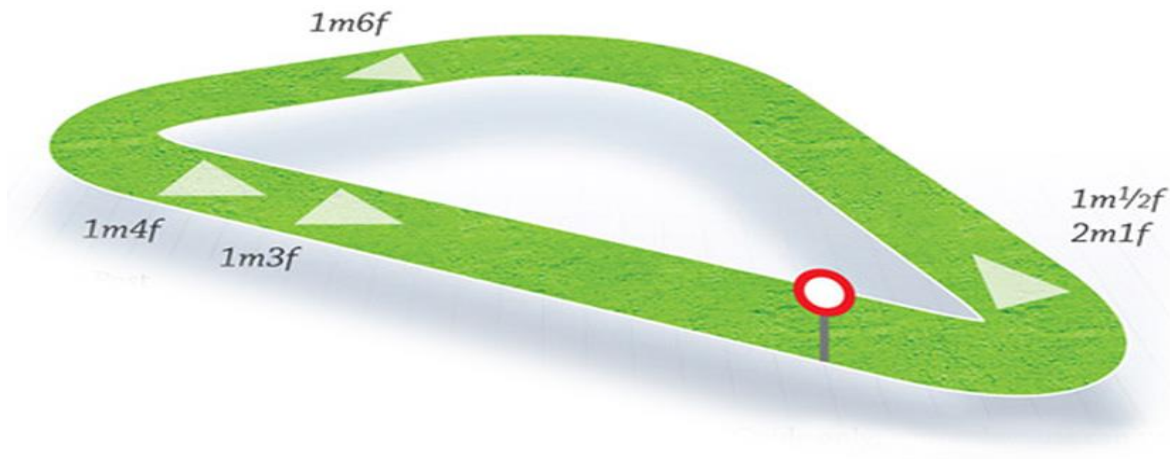
## GOWRAN PARK

Gowran Park is an oval right-handed track with a circuit of around a mile and a half. Although there are some undulations the track is essentially galloping in character and on soft ground can provide a thorough test of stamina



## KILLARNEY

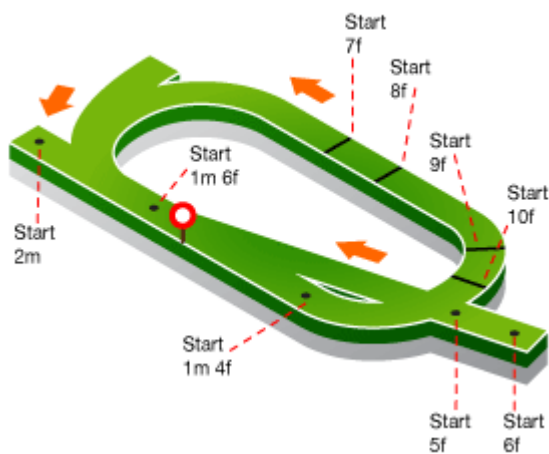
Killarney is a left-handed oval of just over nine furlongs. It is a sharp track with the first bend after the winning post being particularly tight. There are no races at a mile or less and no evidence of a significant draw bias.



## LEOPARDSTOWN

The Leopardstown course is a wide, left-handed oval track, about a mile and three quarters in length. The course is fairly level with easy turns except for a slight rise from the last bend to the winning line.

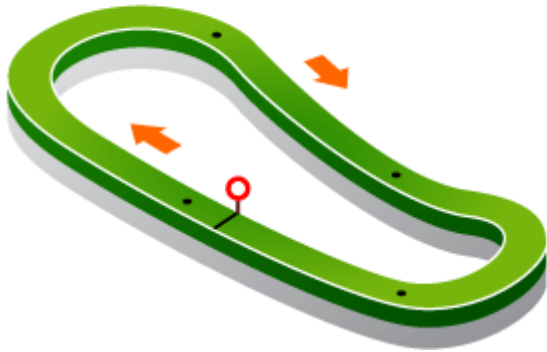
Flat



## LIMERICK

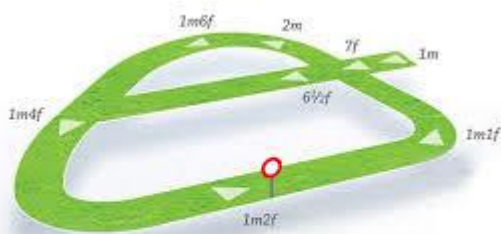
The new track at Limerick opened in October 2001. It is a galloping, right-handed oval track with a circuit of over a mile and three furlongs. There is a fairly sharp turn after the winning post then a stiff climb in the back straight before a downhill run to the three-furlong home straight with a slight rise in the final two furlongs.

Flat



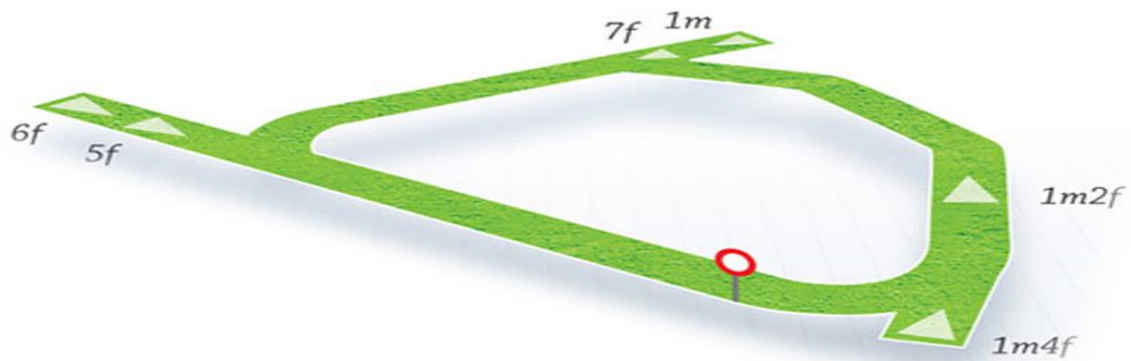
## LISTOWEL

Listowel is a left-handed, sharp track of about one mile and a furlong in length, with a run-in of about two furlongs. It suits a speedy sort of horse. It is perceived to have a large bias favouring low drawn runners. However as can be seen on the right the stats just don't back this up.




## NAAS

Naas is a left-handed oval track with a circuit of a mile and a half. This is a galloping track in character, with a stiff uphill finish, and the longer races definitely suit staying types. The home straight is almost half a mile long and there is a chute for the 5 and 6 furlong races which joins this.



## NAVAN

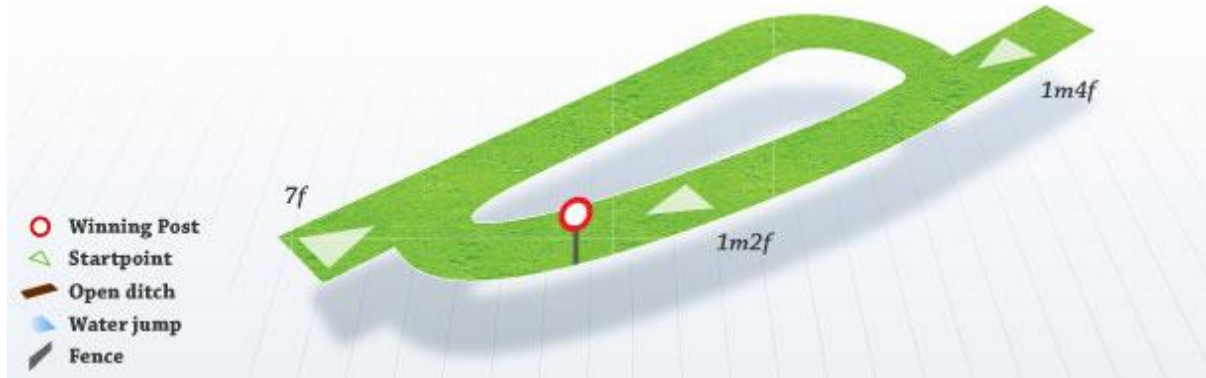
Navan is a left-handed, rectangular track with a circuit of a mile and a half with a chute for the 5 and 6 furlong races which joins this. It is generally galloping in character with a stiff, uphill finishing straight of around three and a half furlongs. Conditions can become very testing on soft or heavy ground and ability to see out the trip is crucial.





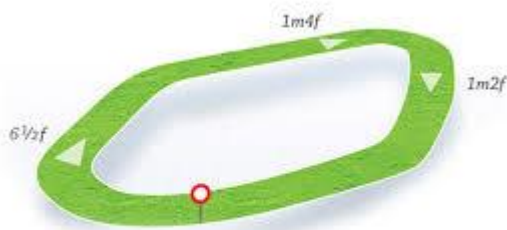
## ROSCOMMON

Roscommon is a right-handed oval of nearly one and a quarter miles with a run-in of three and a half furlongs. The turns are sharp but it is essentially a fair track.



## SLIGO

Sligo is a sharp, undulating right-handed track with a circuit of little more than a mile, with a slightly uphill run-in. A good position turning into the straight is vital, and as such it very much favours horses that race prominently.





## TIPPERARY

Tipperary is a left-handed, flat, oval track of a mile and two furlongs in length. There is a straight track of five furlongs that joins with the main track at the entrance to the two and a half furlong straight. A high draw has been slightly favoured at five furlongs, more so on soft going.

